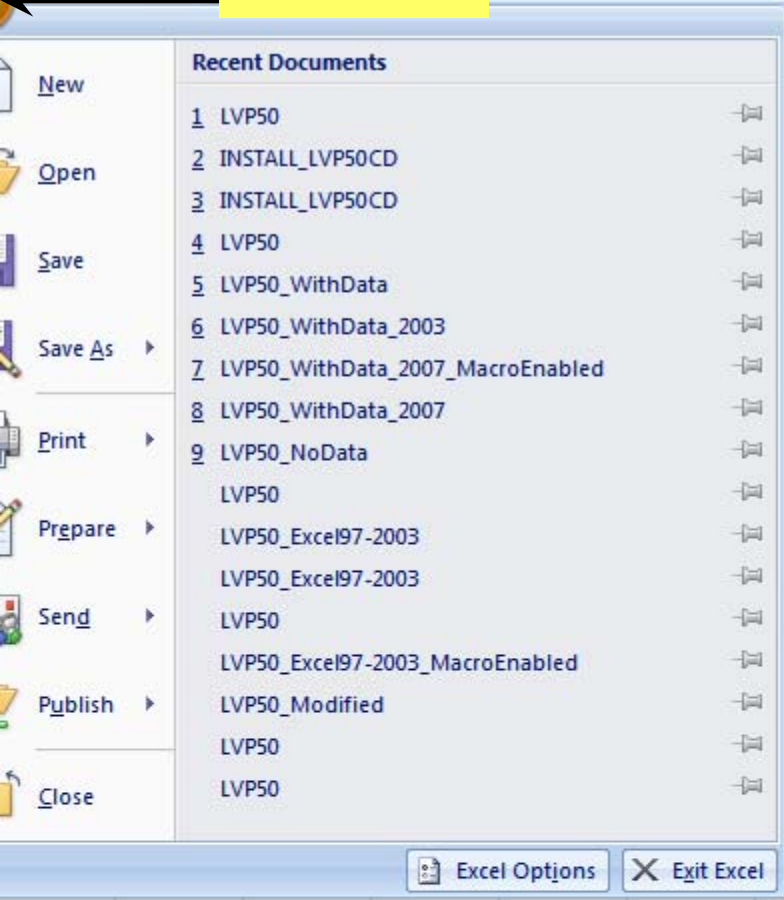


Because of various changes intrinsic to Excel 2007 there may be some steps that need to be taken to insure that LVP5.0 runs smoothly if you are using Excel 2007. These steps are not generally needed or as detailed if you are using Excel 97 through Excel 2003.

Mainly the Excel 2007 differences are related to security issues that need to be addressed so that needed Macros contained in LVP5.0 are allowed to run.

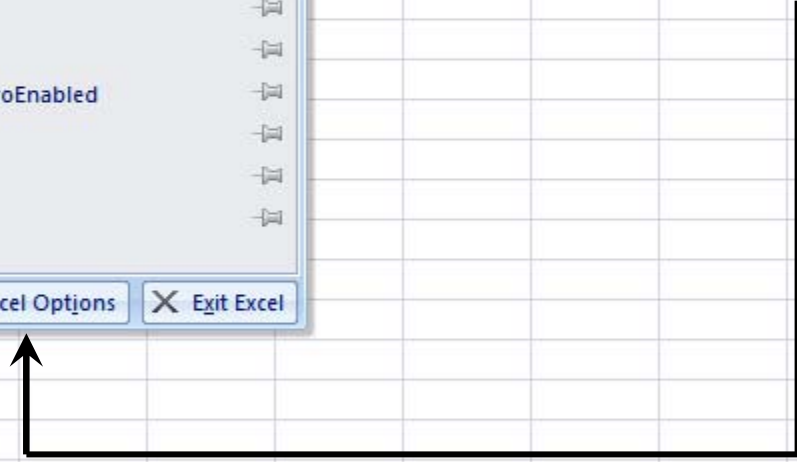
The first part is to insure that the general security for macros is set ok. The second part is to get 2007 to run LVP5.0 with macros.

The following pages will guide you through the procedure



Part 1 Setting macro security level This is done only once

1. Open Excel 2007
2. Click on the Office button at the top left
3. The adjacent dialog will open
4. Click on the Excel Options button



NEXT →

Excel Options



- Popular
- Formulas
- Proofing
- Save
- Advanced
- Customize
- Add-Ins
- Trust Center**
- Resources

Change the most popular options in Excel.

Top options for working with Excel

- Show Mini Toolbar on selection ⓘ
 - Enable Live Preview ⓘ
 - Show Developer tab in the Ribbon ⓘ
 - Always use ClearType
- Color scheme: Blue ▾
- ScreenTip style: Show feature descriptions in ScreenTips ▾
- Create lists for use in sorts and fill sequences: [Edit Custom Lists...](#)

When creating new workbooks

- Use this font: Body Font ▾
- Font size: 11 ▾
- Default view for new sheets: Normal View ▾
- Include this many sheets: 3 ▾

Personalize your copy of Microsoft Office

- User name:
- Choose the languages you want to use with Microsoft Office: [Language Settings...](#)

This page will open – then
Click on Trust Center

NEXT →

OK Cancel

- Popular
- Formulas
- Proofing
- Save
- Advanced
- Customize
- Add-Ins
- Trust Center**
- Resources



Help keep your documents safe and your computer secure and healthy.

Protecting your privacy

Microsoft cares about your privacy. For more information about how Microsoft Office Excel helps to protect your privacy, please see the privacy statements.

[Show the Microsoft Office Excel privacy statement](#)

[Microsoft Office Online privacy statement](#)

[Customer Experience Improvement Program](#)

Security & more

Learn more about protecting your privacy and security from Microsoft Office Online.

[Microsoft Windows Security Center](#)

[Microsoft Trustworthy Computing](#)

Microsoft Office Excel Trust Center

The Trust Center contains security and privacy settings. These settings help keep your computer secure. We recommend that you do not change these settings.

Trust Center Settings...

This page will open – then
Click on Trust Center Settings

NEXT →

OK Cancel

Trust Center



Trusted Publishers

Trusted Locations

Add-ins

ActiveX Settings

Macro Settings

Message Bar

External Content

Privacy Options

Message Bar Settings for all Office Applications

Showing the Message Bar

- Show the Message Bar in all applications when content has been blocked
- Never show information about blocked content

← This page will open – then
Click on Macro Settings

Enable Trust Center logging

NEXT →

OK Cancel

Trust Center



- Trusted Publishers
- Trusted Locations
- Add-ins
- ActiveX Settings
- Macro Settings**
- Message Bar
- External Content
- Privacy Options

Macro Settings

- For macros in documents not in a trusted location:
- Disable all macros without notification
 - Disable all macros with notification
 - Disable all macros except digitally signed macros
 - Enable all macros (not recommended; potentially dangerous code can run)

Developer Macro Settings

- Trust access to the VBA project object model

This page will open – then Select the Macro Settings as shown. Then Select OK

Part 1 is now DONE

Then Completely Close out of Excel 2007

NEXT

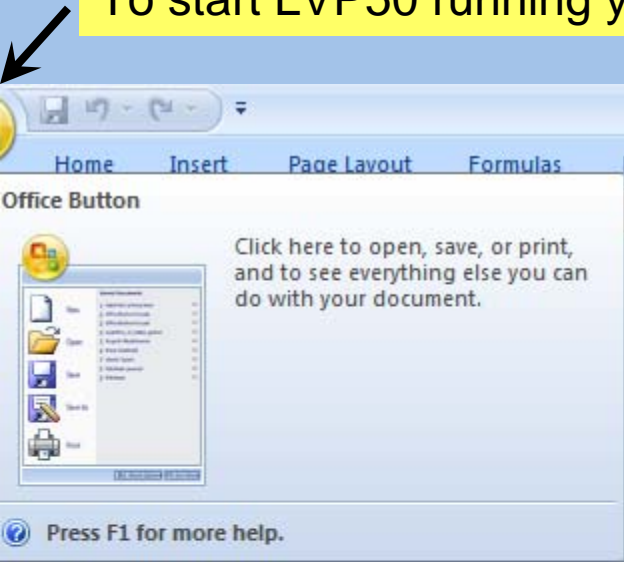
OK Cancel

Step # 1

Part 2 – Running LVP5.0

When you click on the LVP5.0 icon on your desktop or within its home folder (C:\Program Files\LVP50CD) a window similar to this will open.

To start LVP50 running you need to click on the top left icon as shown below.



NEXT →

LIMB VOLUME CALCULATION, TRACKING & DOCUMENTATION**Limb Volumes Professional Version 5.0 (CD version)***A clinical innovation from BIMECO/Bioscience Research Institute*

This is a fully functional single machine license version of Limb Volumes Professional 5.0.

Educational and Tutorial information covering all aspects of program operation and measurement methods (limb, hand and foot) are on the CD and available for downloading at:

<http://www.bioscience-research.net/EducationAndReference.html>

LVP5.0 helps you to easily and systematically calculate, track, document and report your patients' limb volumes during the course of therapy. There are many new features in 5.0!

1. Arm or Leg volumes with unilateral or bilateral involvement now includes options for any segment length - uniform lengths or variable lengths between measurement sites!
2. The option to additionally determine, track and graph both proximal and distal volumes
3. Edema volume and percentage edema of affected limbs (unilateral involvement)
4. Option to include HAND volumes as part of total upper extremity assessment using either circumference OR width and depth measurements
5. Option to include FOOT volumes as part of total lower extremity assessment using a new and scientifically validated algorithm
6. Automatic calculation and reporting of body mass index (BMI) and surface area (BSA)

For each patient visit that you measure limb size, simply enter the limb measurements and let the software calculate limb volumes and display the needed comparisons graphically to provide an image of how well treatment is progressing. You can name, save, print and recall self-contained patient records as with any Excel file

Serial Number

0

To register, purchase or convert to a permanent version go to: <http://limbvolumes.org>

CD0708

View

Full Screen

Reset Screen

LVP5.0 should then open and look something like this.

But, since 2007 auto disables macros for most settings you need to click on the Options button to allow LVP5.0 macros to run

Click Here to
BEGIN

NEXT

LIMB VOLUME CALCULATION, TRACKING & DOCUMENTATION

Limb Volume

A clinical innovation

This is a fully functional educational and measurement method. <http://limbvolumes.org>

LVP5.0 helps you to track patients' limb volume.

1. Arm or Leg volume of any segment length
2. The option to calculate
3. Edema volume
4. Option to include using either circumference
5. Option to include using a new area
6. Automatic calculation

For each patient visit, measurements and comparisons graphically to provide an image of how well treatment is progressing. You can name, save, print and recall self-contained patient records as with any Excel file

Microsoft Office Security Options

Security Alert - Macros & ActiveX

Macros & ActiveX

Macros and one or more ActiveX controls have been disabled. This active content might contain viruses or other security hazards. Do not enable this content unless you trust the source of this file.

Warning: It is not possible to determine that this content came from a trustworthy source. You should leave this content disabled unless the content provides critical functionality and you trust its source.

[More information](#)

File Path: C:\...d Settings\Sandy\Desktop\LVP50\CreatedWith2003_Satellite\LVP50.xls

Help protect me from unknown content (recommended)

Enable this content

[Open the Trust Center](#) OK Cancel

View

Full Screen

Reset Screen

This dialog will then open. You need to click **Enable this content**

After clicking on the Options Button

Step # 3

Click Here to BEGIN

NEXT →

Serial Number 0

To register, purchase or convert to a permanent version go to: <http://limbvolumes.org> CD0708

LIMB VOLUME CALCULATION, TRACKING & DOCUMENTATION

Limb Volumes Professional Version 5.0 (CD version)

A clinical innovation from BIMECO/Bioscience Research Institute

This is a fully functional single machine license version of Limb Volumes Professional 5.0.

Educational and Tutorial information covering all aspects of program operation and measurement methods (limb, hand and foot) are on the CD and available for downloading at:
<http://www.bioscience-research.net/EducationAndReference.html>

LVP5.0 helps you to easily and systematically calculate, track, document and report your patients' limb volumes during the course of therapy. There are many new features in 5.0!

1. Arm or Leg volumes with unilateral or bilateral involvement now includes options for any segment length - uniform lengths or variable lengths between measurement sites!
2. The option to additionally determine, track and graph both proximal and distal volumes
3. Edema volume and percentage edema of affected limbs (unilateral involvement)
4. Option to include HAND volumes as part of total upper extremity assessment using either circumference OR width and depth measurements
5. Option to include FOOT volumes as part of total lower extremity assessment using a new and scientifically validated algorithm
6. Automatic calculation and reporting of body mass index (BMI) and surface area (BSA)

For each patient visit that you measure limb size, simply enter the limb measurements and let the software calculate limb volumes and display the needed comparisons graphically to provide an image of how well treatment is progressing. You can name, save, print and recall self-contained patient records as with any Excel file

Serial Number LVP5768DAVE1205504971LE8

To register, purchase or convert to a permanent version go to: <http://limbvolumes.org> CD0708

For information support@limbvolumes.org Copyright 2008 BIMECO/BSRI

View

Full Screen

Reset Screen

LVP5.0 should then look something like this.

It should now be fully Ready to Run.

Click Here to BEGIN

End of Instruction